

## You should know that...



- Riders under 10 years old are considered pedestrians and they are allowed to ride along the pavement and other authorized areas. When they are on the pavement they have to go at the same speed as the pedestrians..
- People under 16 must wear helmets when cycling in urban areas. Adults must wear helmets on routes between towns.
- Riders must wear a vest or reflective elements when riding along any interurban road in order to be seen properly by the other cyclists and drivers.
- Theft and liability insurance are advisable. Check if it is included in your home or family insurance.
- If there are no bike lanes, you must cycle on the right-hand side of the road, never on the pavement.
- On pedestrian islands, cyclists must give priority to pedestrians.
- Put a bell on your bike to alert your presence to the rest of riders, pedestrians and drivers.
- When riding you must carry some form of identification (ID card, Passport, or driving license)..
- If you are planning a long trip outside the town, you can take your bicycle on the train or bus.
- In case of accident it is important to keep calm, to write down the number plate of all the involved vehicles and to find a witness. Nevertheless, we recommend you contact the police to ask them to come to the scene of the accident.
- Vic has developed a Cycling Strategic Plan to encourage the use of bicycles.



### PROTECT YOUR BICYCLE AGAINST THEFT

Register it at [www.biciregistro.es](http://www.biciregistro.es) and pick up your identification kit at the public service offices of the City of Vic. Carrer de la Ciutat, 1 o Carrer Virrei Avilés, 34.

### LET US KNOW

@vic\_ciudadania

[convivencia@vic.cat](mailto:convivencia@vic.cat)

93 886 21 00

Agents Cívics (C. Era d'en Sellés, 10)

### GET THE LATEST INFO!



[ajuntament.vic](http://ajuntament.vic)



[@ajvic](https://twitter.com/ajvic)



[ajuntament de vic](http://ajuntament.de.vic)



[www.vic.cat](http://www.vic.cat)

# MOBILITY PRACTICAL INFORMATION ON RIDING A BICYCLE



Ajuntament de Vic



Vic,  
ciutat a la  
mesura humana

## Rights

- To have access to cycle lanes free of pedestrians.
- To have access to exclusive cycle parking.
- To be respected by the users of motor vehicles.

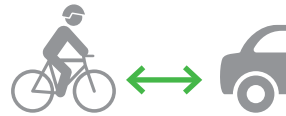
## Duties

- To ride along the cycle lane or road in the same direction as the motor vehicles.
- To park the bikes in the cycle parking.


## It is forbidden...

- To tie bikes to the street furniture or lamp posts.
- To ride along in the opposite direction to the motor vehicles.
- To compete with other bike users on the public roads.
- To use headphones or mobile phones when riding.
- To ride under the effects of alcohol or drugs.
- To ride over 20km/h on "inverted priority areas", pedestrian islands or in residential areas.
- To default on any of the rules may carry a sanction of up to 750€.

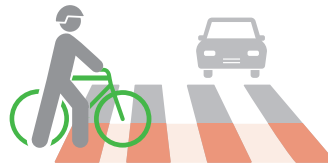
## You should know that...




Keep a safe distance from vehicles, pavements and parked cars, to avoid accidents.




Respect the pedestrians and give them priority on zebra-crossings.



Cross the street using cycle crossings, not pedestrian crossings.



When you are making any movement or stopping or turning, you must indicate properly so as to be seen by the rest of users and riders.



Ride on the road, never on the pavement.



When riding by night or when there is little natural light, you must equip your bike with lights and reflective elements, both at the front and at the back of the bike.



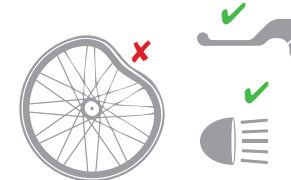
Avoid riding through public areas, such as squares, parks or gardens where people might be walking.



Identify your bike with some visible element to avoid robbery. Keep a photo of your bike and its receipt so as to prove ownership if necessary.



Respect all traffic signals; bicycles are vehicles.



Check tyres, brakes and lights on your bicycle before using it.